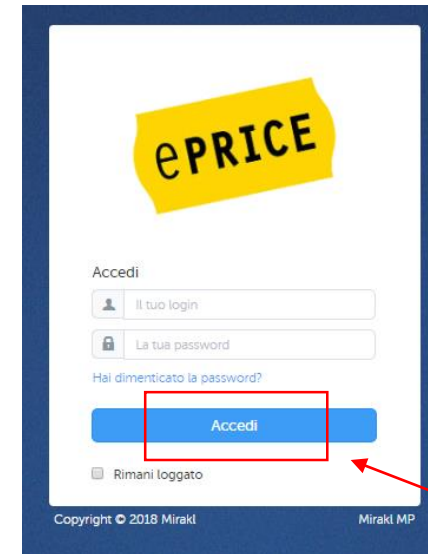


FIND YOUR API CREDENTIALS @

ePRICE



Step 1

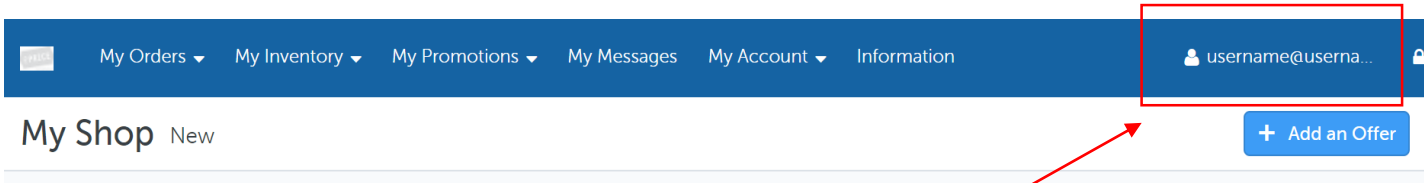
- Connect to your ePRICE merchant back office:
 - Website address:
<https://www.eprice.it/p/marketplace/marketplace-eng>
 - Back office address: <https://marketplace.eprice.it>

Step 2

- Enter your email address and password.
- Click on “Accedi”.

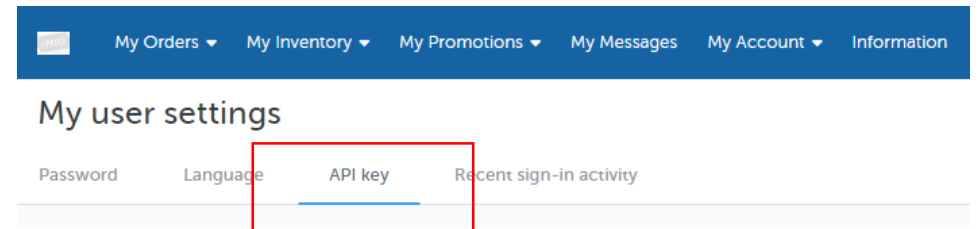
FIND YOUR API CREDENTIALS @

ePRICE



Step 3

- Click on your user name on the upper right side corner.

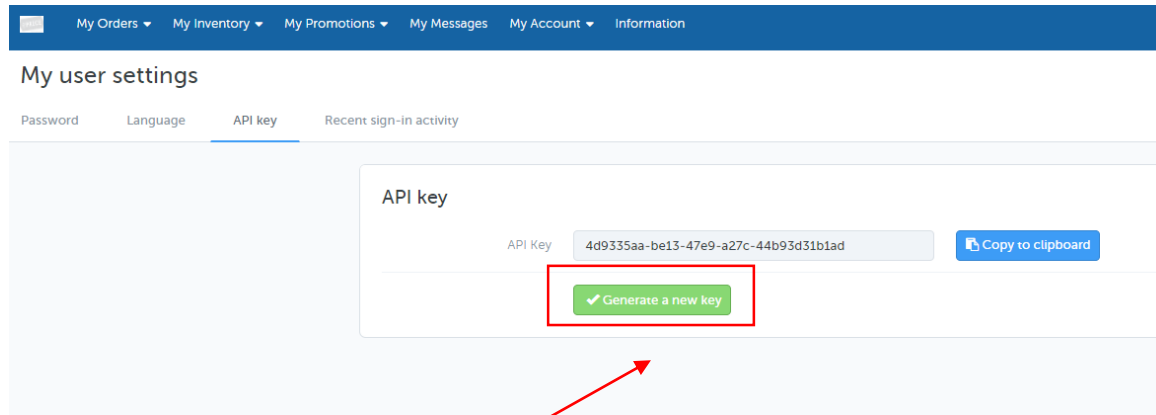


Step 4

- Click on „API Key “ tab.

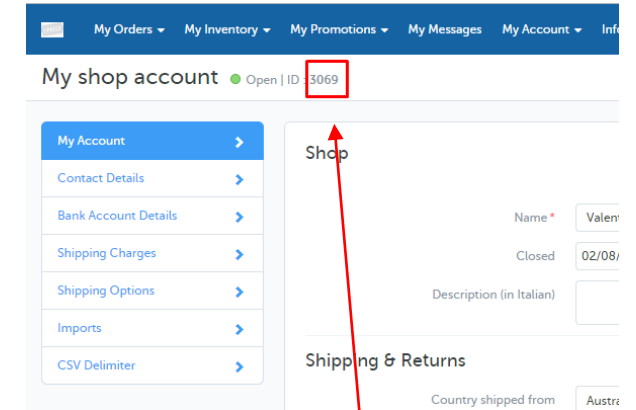
FIND YOUR API CREDENTIALS @

ePRICE



Step 5

- Click on the green button „Generate a new key“ to generate your API Key.
- Copy it using the blue button and paste it in the IMN Interface.



Step 6

- Copy your Shop ID, you will need to paste it in the IMN Interface

Remind that you can generate a new API key any time but the previous one will not be valid anymore!