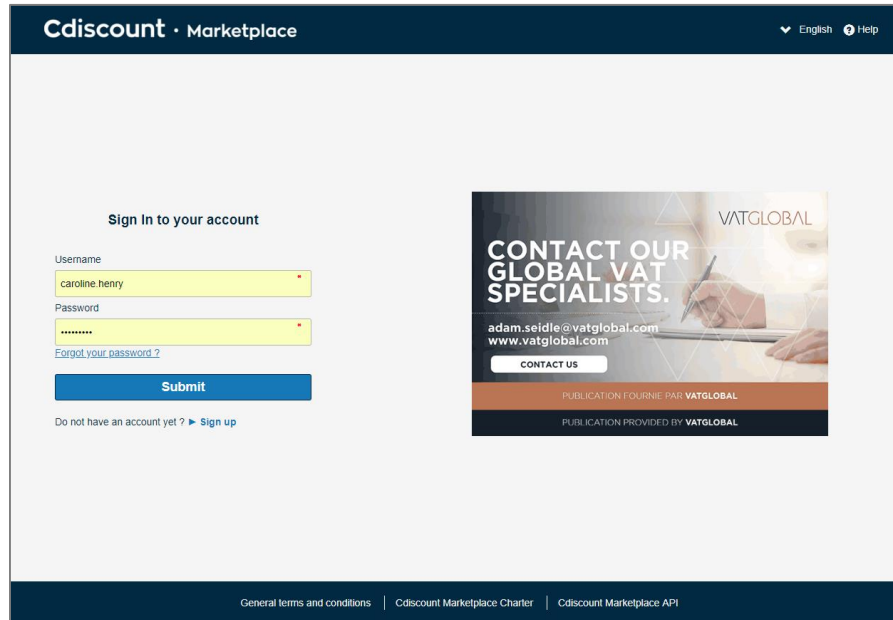
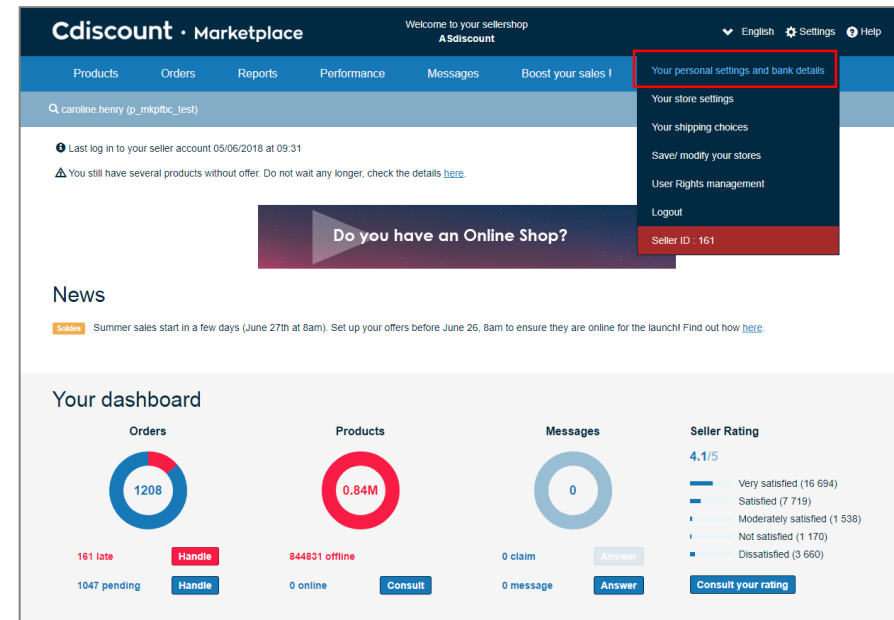


FIND YOUR API CREDENTIALS @ Cdiscount



Step 1

- Connect to your Cdiscount Seller
- Website address : <https://seller.cdiscount.com/login>



Step 2

- From your **Home Page**
- Click on the tab “*Setting*”
- Select “*Your personal Settings & Bank details*”

FIND YOUR API CREDENTIALS @ Cdiscount

Cdiscount · Marketplace

Welcome to your sellership
ASdiscount

English Settings Help

Products Orders Reports Performance Messages Boost your sales I

Q Caroline Henry (p_mktplc_test)

Your personal settings and bank details

Contact information Commercial information Bank information **Connection information**

Change your connection settings ⓘ

Login asdiscount

Old password

New password

Confirm new password

Save your modifications

Change your API connection settings ⓘ

Login asdiscount-api

Old password

New password

Confirm new password

Save your modifications

Reset your API password

Step 3

- Click on the last Tab “**Connection information**”
- You can find here on the section “**Change your API connection settings**”
- We can find your **API login**

Change your API connection settings ⓘ

Login asdiscount-api

Old password

New password

Confirm new password

Save your modifications

Reset your API password

Step 4

- You can also **reset your API Password**
- ⚠ Warning : if you change it, just remind that we will have to update all the solution/tool using Cdiscount API (as your aggregator)
- You can **create a new API Key** if needed that can be used to connect to IMN – step 5

Cdiscount · Marketplace

Welcome to your sellership
ASdiscount

English Settings Help

Products Orders Reports Performance Messages Boost your sales I

Q Caroline Henry (p_mktplc_test)

Your personal settings and bank details

Contact information Commercial information Bank information

Change your connection settings ⓘ

Login asdiscount

Old password

New password

Confirm new password

Save your modifications

Change your API connection settings ⓘ

Login asdiscount-api

Old password

New password

Confirm new password

Save your modifications

Reset your API password

Your personal settings and bank details

Your stores settings

Your shipping choices

Save/ modify your stores

User Rights management

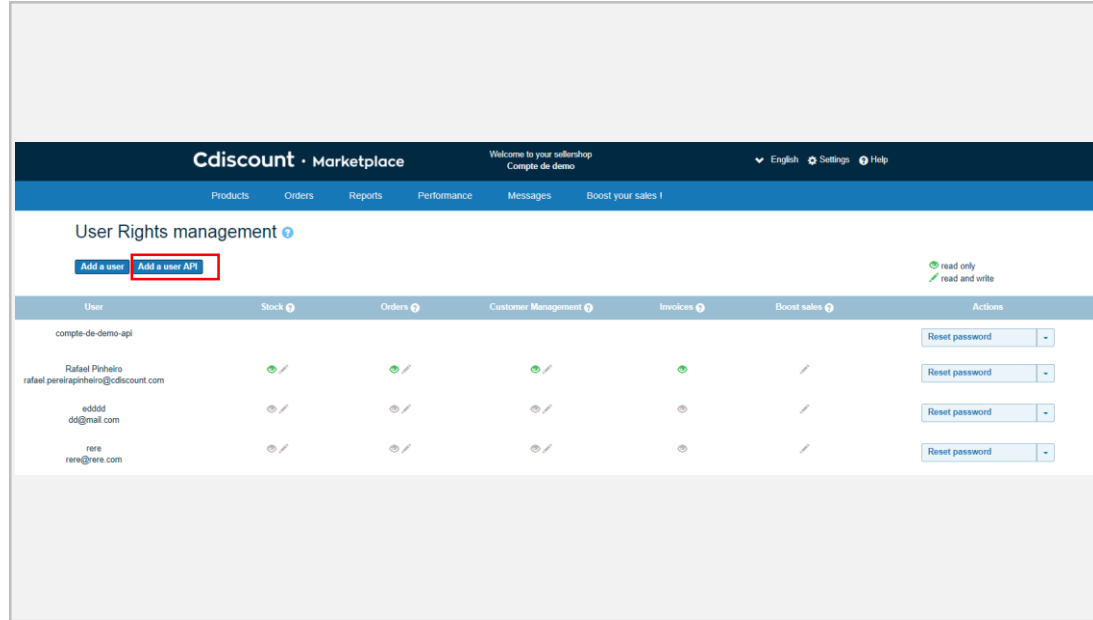
Logout

Seller ID : 161

Step 5

- From your **Your personal Settings & Bank details**
- Click on the tab “*Setting*”
- Select “*User rights management*”

FIND YOUR API CREDENTIALS @ Cdiscount



Step 6

- On the *User rights management page*
- **Click on the Button “Add a user API”**
- A Pop-Up open, you have to complete it to **create your API login & Password to be used for IMN API connection**

Informations compte API

Login (After validation, your login will be follow by "-api")

Password

For security, your password must contain:

- 8 to 30 characters
- At least one lowercase letter and one capital letter
- A number
- A special characters among =/+|._~^@#\$\$%?&*€,:;)&. It must not contain symbols <->

Password confirmation

Cancel Submit

Step 7

- Define your API Login
- Define your password
- Submit it
- Your Second API Key has been created for Cdiscount, you can now used it to connect to IMN
 - API Login: Login + "-api"
 - Password: the one you just defined